




WATER PURIFICATION PLANT EXPANSION



# NEWPP Expansion Project MONTHLY STATUS REPORT



March 2020

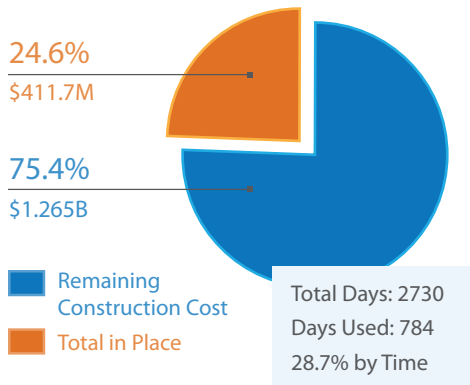
## KEY PERFORMANCE INDICATORS (KPI)

Status through March 2020

KPI	Description	Target	Status	Trend (from last update)	Notes
Phase 1 Completion	Phase 1 (80 MGD) Substantial Completion date	Jan 25, 2023	●	▬	Phase 1 substantial completion as defined in Exhibit A of Amended and Restated Agreement.
Phase 2 Completion	Phase 2 (240 MGD) Substantial Completion date	June 27, 2025	●	▬	Phase 2 substantial completion as defined in Exhibit A of Amended and Restated Agreement.
D-B Financial Performance	D-B Authorized Amount vs. July 2019 Budget	\$1.765B	●	▬	Expenditure status based on base GMP and other amounts as defined in Exhibit F of Amended and Restated Agreement.
Safety	Number of reportable events	0	●	▬	2.0M hours to date. 4 OSHA recordable incidents. 0 lost time incidents.

- Actual Ahead of Target
- Actual Nearing Target
- Actual Behind Target
- ↑ Status Improved From Last Period
- ↓ Status Declined From Last Period
- ▬ Same as Last Briefing

## CONSTRUCTION STATUS\*



\*Earned value based on current Design-Builder amount. Schedule based on duration from EWP 1 through Phase 2 Substantial Completion.

## MWBE STATUS

### SUBCONSULTANT PARTICIPATION - HWT\*

M/WBE FIRMS – 14.4%

HWT – 85.6%

\*As reported on COH OBO B2G contract audit summary.

### SUBCONSULTANT PARTICIPATION - PATC\*

M/WBE FIRMS – 26.9%

CAROLLO – 73.1%

\*As reported on COH OBO B2G contract audit summary.

Percentages based on amount paid through March 2020

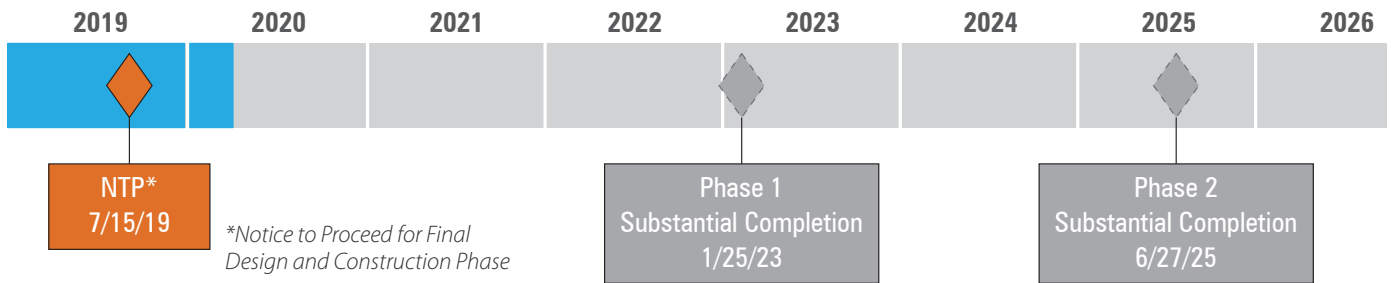
## BUDGET SUMMARY

Status through invoice dates listed below.

	Budget <sup>1</sup>	Authorized Amount <sup>2</sup>	Invoiced to Date <sup>3</sup>	Invoice Date/ % Invoiced <sup>3</sup>
Design-Builder (Houston Waterworks Team) <sup>4</sup>	\$1,765,532,834	\$1,676,755,862	\$411,660,915	Feb 2020/24.6%
Project Advisor/Technical Consultant (Carollo Team) <sup>5</sup>	\$95,759,349	\$89,520,497	\$35,541,978	Mar 2020/39.7%
Outside Legal (Hawkins Delafield and Wood)	\$2,131,590	\$1,931,590	\$1,591,995	Jul 2019/82.4%
City/Other <sup>6</sup>	\$21,022,642	\$21,022,642	\$11,480,011	Dec 2018/54.6%
Management Reserve <sup>7</sup>	\$88,243,764			Dec 2019/25.7%
<b>TOTAL<sup>8</sup></b>	<b>\$1,972,690,179</b>	<b>\$1,789,230,591</b>	<b>\$460,274,898</b>	

1. Budget as established July 2019.
2. Equals budget plus executed change orders/amendments less non-approved allowances less non-utilized contingency as of reporting date.
3. Sum total of approved invoices and City recovery costs as of Monthly Report issuance. Percentage = Invoiced/Authorized Amount.
4. Original budget equals initial contract amount + amendments 1-8, including allowances and contingency.
5. Original budget equals initial contract value + amendments/appropriations 1-6, minus adjustment per Cash Call #1.
6. Includes City Recovery, mitigation costs, and other miscellaneous items.
7. Owner's contingency used for funding approved change orders and other expenditures within Authorized Amounts column.
8. Does not include Houston \$75M reserve for 425 MGD rating work.

## SCHEDULE STATUS



## NOTEWORTHY ACCOMPLISHMENTS

- **Central Plant:** ongoing structural concrete for slabs, walls and upper deck continues on schedule.
- **EWP4:** completed final hydrostatic testing of 108-inch piping; initiated rough grading for access road.
- **EWP6 North Plant:** ongoing formwork, rebar placement and structural concrete for work various structures.; initiated formwork and rebar for facilities 501/502 gravity thickeners.
- **EWP6 IPS:** completed bridge pile installation and continued deck concrete work.
- **Admin Building:** completed soil backfill and installed under-slab conduit.
- **LREQ:** completed base slab and rebar placement for facility 601.
- **Yard Piping:** ongoing installation, welding and backfill for 84" & 96" FW pipeline in Corridor 4, 66-inch in Corridor 1, and various small diameter Corridors 3 and 4.
- **South Plant:** ongoing installation and encasement of 84, 90, and 102-inch piping at GST. Completed pump can installation of first 2 pumps 401.

### 3-MONTH LOOK AHEAD

- Continue install of 84" & 96" FW pipeline in Corridor 4 between HSPS, GST 1 & 2, and connection to TPS – *April, May*
- Continue install 108", 84" & 120" FW pipelines in Corridor 5 – *April - June*
- Continue concrete on Gravity Sludge Thickener Complex 2, Facility 501,502, and Service Building – *April - September*
- Initiate concrete on Ground Storage Tank 361 and 362 – *May*
- Excavate and begin foundation work for TPS 292 – *April - June*
- Foundation work for Administration & Maintenance Building – *April - June*
- Install 108" Raw Water Line along north side of plant – *April, May*
- Place LREQ 601 foundations and commence wall work – *April - June*
- Begin masonry work for Main Switch Gear Building 112 – *May*
- Complete pump can installation at High Service Pump Station, Building 401 – *May*
- Begin water testing of West Filter Structure – *May, June*
- Complete placement of Solids Dewatering mass foundations – *May*
- Continue Settling Basin 242 main tank wall construction – *May, June*
- Install Intake Pump Station Bridge Structure – *May*

“The entire Project Team, including all the Tier 1 Contractors, has been instrumental in minimizing construction work impacts due to the COVID-19 Pandemic. The Project Team is addressing and monitoring safe working conditions and implementing measures to reduce long term impacts. The Team is focused on advancing the work safely with the goal to beat the scheduled milestones and provide an exceptional quality project.”

– Pete Stringer, HWT

### GOOD NEIGHBOR UPDATE

- **Next Meeting Date:** Q2 2020
- **Website:** <https://greaterhoustonwater.com/>





281 - Filter Module - Reinforcing/Forming/Pouring Walls



Facility 242 96 inch CW Pipe



Rebar Installation North Area of 601



Installing 108" RW steel pipe line in Corridor 1



Pump can placement at HSPS 401



Installed Electrical Conduit in the MB