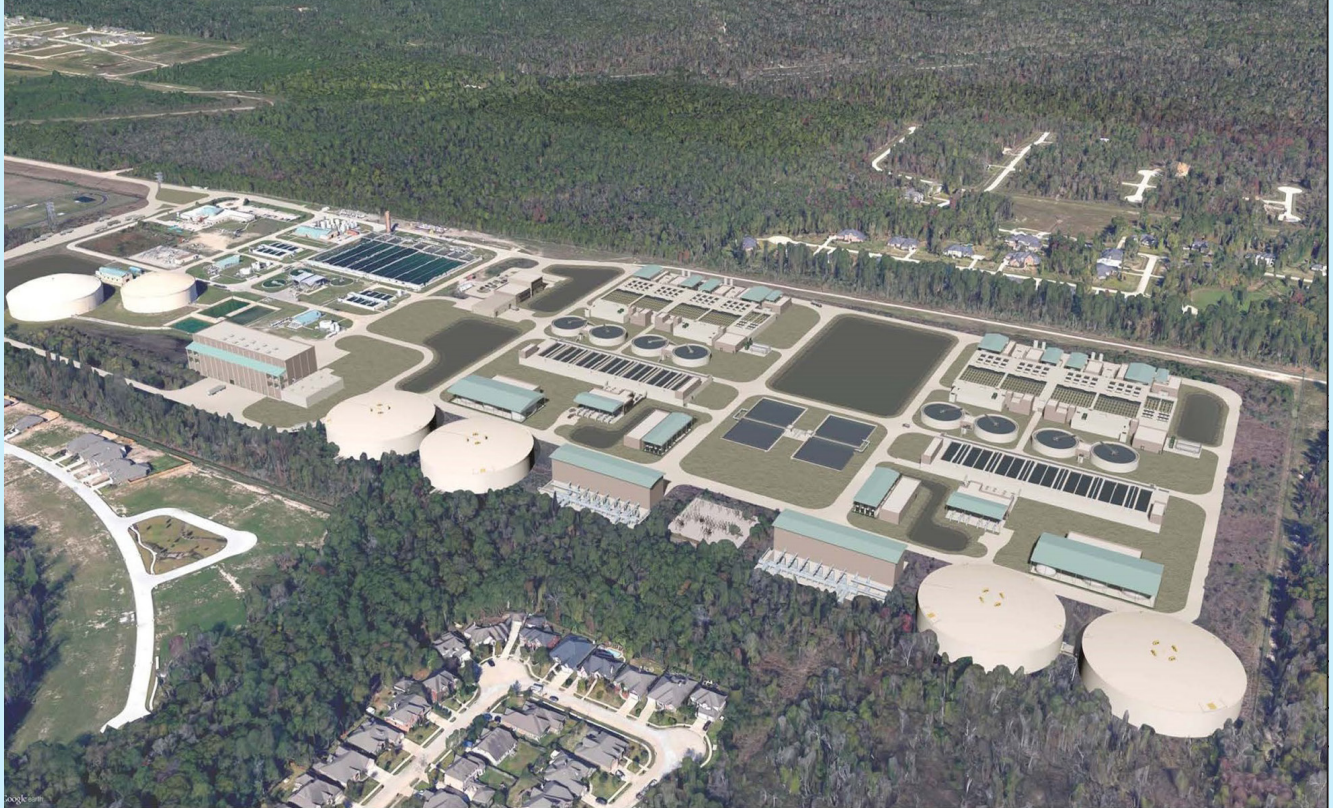



# NORTHEAST

WATER PURIFICATION PLANT EXPANSION



## NEWPP Expansion Project MONTHLY STATUS REPORT



January 2021

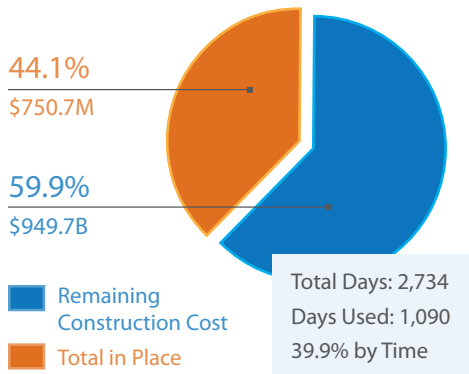
## KEY PERFORMANCE INDICATORS (KPI)

Status through January 2021

| KPI                       | Description                                   | Target       | Status | Trend (from last update) | Notes   |
|---------------------------|---|--------------|--------|--------------------------|---|
| Phase 1 Completion        | Phase 1 (80 MGD) Substantial Completion date  | Feb 3, 2023  | ●      | ↓                        | Progress schedule shows 18 days negative float. HWT working to rectify.   |
| Phase 2 Completion        | Phase 2 (240 MGD) Substantial Completion date | July 6, 2025 | ●      | ↓                        | Progress schedule shows 4 days negative float. HWT working to rectify.  |
| D-B Financial Performance | D-B Authorized Amount vs. July 2019 Budget    | \$1.765B     | ●      | ▬                        | Expenditure status based on base GMP and other amounts as defined in Exhibit F of Amended and Restated Agreement. |
| Safety                    | Number of reportable events                   | 0            | ●      | ↓                        | 3.586M hours to date. 8 OSHA recordable incidents. 0 lost time incidents.   |

- Actual Ahead of Target
- Actual Nearing Target
- Actual Behind Target
- ↑ Status Improved From Last Period
- ↓ Status Declined From Last Period
- ▬ Same as Last Briefing

## CONSTRUCTION STATUS\*



\*Earned value based on current Design-Builder amount. Schedule based on duration from EWP 1 through Phase 2 Substantial Completion.

## M/WBE STATUS

### SUBCONSULTANT PARTICIPATION - HWT\*

M/WBE FIRMS – 12.6%

HWT – 87.4%

\*As reported on COH OBO B2G contract audit summary.

### SUBCONSULTANT PARTICIPATION - PATC\*

M/WBE FIRMS – 29.1%

CAROLLO – 70.9%

\*As reported on COH OBO B2G contract audit summary.

Percentages based on amount paid through Jan 2021

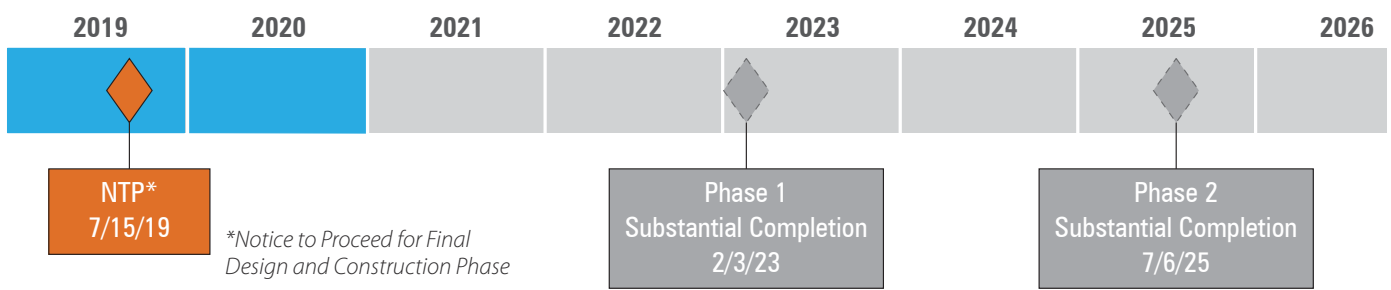
## BUDGET SUMMARY

Status through invoice dates listed below.

|  | Budget <sup>1</sup>    | Authorized Amount <sup>2</sup> | Invoiced to Date <sup>3</sup> | Invoice Date/<br>% Invoiced <sup>3</sup> |
|--|------------------------|--------------------------------|-------------------------------|--|
| Design-Builder (Houston Waterworks Team) <sup>4</sup>            | \$1,765,532,834        | \$1,700,399,636                | \$750,697,560                 | Dec 2020/44.1%                           |
| Project Advisor/Technical Consultant (Carollo Team) <sup>5</sup> | \$95,759,349           | \$89,520,497                   | \$43,208,793                  | Dec 2020/48.2%                           |
| Outside Legal (Hawkins Delafield and Wood)                       | \$2,131,590            | \$1,931,590                    | \$1,591,995                   | Jul 2019/82.4%                           |
| City/Other <sup>6</sup>  | \$21,022,642           | \$21,022,642                   | \$11,480,011                  | Dec 2018/54.6%                           |
| Management Reserve <sup>7</sup>                                  | \$88,243,764           |                                |                               |  |
| <b>TOTAL<sup>8</sup></b>   | <b>\$1,972,690,179</b> | <b>\$1,812,874,365</b>         | <b>\$806,978,358</b>          |  |

- Budget as established July 2019.
- Equals budget plus executed change orders/amendments less non-approved allowances less non-utilized contingency as of reporting date.
- Sum total of approved invoices and City recovery costs as of Monthly Report issuance. Percentage = Invoiced/Authorized Amount.
- Original budget equals initial contract amount + amendments 1-8, including allowances and contingency.
- Original budget equals initial contract value + amendments/appropriations 1-6, minus adjustment per Cash Call #1.
- Includes City Recovery, mitigation costs, and other miscellaneous items.
- Owner's contingency used for funding approved change orders and other expenditures within Authorized Amounts column.
- Does not include Houston \$75M reserve for 425 MGD rating work.

## SCHEDULE STATUS



## NOTEWORTHY ACCOMPLISHMENTS

- **Central Plant:** trough installation, BWA piping 281 filter module 1; ongoing masonry and wall placement facilities 291 and 292 transfer PS; masonry installation and SST tank fabrication facility 311 post-chemical no. 1.
- **North Plant:** ongoing structural for work all structures.
- **IPS:** ongoing installation of PS structural steel members, and precast building panels.
- **Admin Building:** completed installation of precast panels and ongoing HVAC and plumbing at Admin Building; initiated beam installation for Admin to Maintenance Building breezeway.
- **LREQ:** ongoing formwork and rebar installation main slab facility 602.
- **Yard Piping:** ongoing installation of 84- and 120-inch FW Corridor 5, 84-inch in Corridor 4, 96-inch OZW Corridor 3-1B, and various diameters Corridor 2-1AB.
- **South Plant:** pad placement GST 361 and installation wall and dome shoring GST 362; ongoing steel closure pieces facility 111 Main Switchgear Building, completed installations of all four centrifuges facility 520 dewatering building.
- **Substation and Site Electrical:** ongoing installation of duct bank and feeder cabling.

### 3-MONTH LOOK AHEAD

- Continue install 108-, 84- and 120-inch FW pipelines in Corridor 5 – ongoing through April
- Install FW lines at Phase 2 GST area – ongoing through March
- Install valve foundations and tapping saddles for 66" RW bypass – pending through March
- Gravity Sludge Thickener Complex 2, Facility 502, continue equipment installation – ongoing through April
- Continue concrete wall and complete SOG placements at Gravity Sludge Thickener Complex 3 and 4, Facilities 503 and 504, and Service Buildings – ongoing through May
- Complete slab on grade and wall placements to close up 242-Floc and Sedimentation Basin – ongoing through March
- Place foundations and containment walls for Chemical Facilities 213 and 214 – ongoing through April
- Continue install wall framing, plumbing, HVAC, and exterior enclosure work at Administration/Maintenance building – ongoing through June
- Backfill HSPS 402 pump cans and begin suction piping – ongoing through April
- Complete MSB 111 HVAC & lighting, perform breaker testing and energize MSB power gear ongoing through March
- Continue installation of process piping, electrical, and HVAC in solids Dewatering 520 – February through May
- Erect wall panels at GST 362 and place slab on grade for GST 361 – ongoing through March
- Complete factory witness test of Vertical turbine Pumps for IPS and install – ongoing through March
- Begin Field Acceptance Test of SCADA System ongoing through April

“Being involved in the NEWPP expansion is a high point in my career. To see a plant being built from the ground up and then being part of the operations and maintenance team will truly be an amazing experience both personally and professionally. Being able to say that I was involved in the biggest WTP expansion in northern America is something most in our industry can't say.”

– Chris Thompson  
Maintenance Manager, HPW


### GOOD NEIGHBOR UPDATE

- **Next Meeting Date:** Q1 2021
- **Website:** <https://greaterhoustonwater.com/>





Continued Dome Shoring Erection at Facility 362 GST



Precast Panel Install at IPS



Backwash Air Pipe Manifold Install Facility 281 Filters



Rebar Installation Facility 602 Liquid Residuals EQ



Facility 311 – Post Treatment Chemical No. 1